

# BE AN ENGAGED NETWORK MEMBER

## CONNECT!

**Request a login.** Go to [www.oralhealth.network](http://www.oralhealth.network) and check out the [Guide to Get Started on Socious](#) to set up your profile!

**Explore communities inside of OH2020.** Each community has a “landing” page — a location where members find, and connect with, each other, stay up to date on community happenings, and access community content such as blogs, forums, files, and calendars.

- ❑ [OH2020 Network Landing Page](#)
- ❑ [Target Communities](#)

**Introduce yourself** to your [State and Grassroots Representatives](#).

**Access Community Forums** to ask questions of other members of your organization and help answer theirs. Multiple forum “posts” are contained within a forum “thread.”

OH2020 Network forums include:

- ❑ OH2020 Network Announcements
- ❑ Professional Opportunities
- ❑ Take 20 with the Network
- ❑ Doesn't Fit Neatly in a Target? Post Here
- ❑ OH2020 Goal Areas (e.g., Kids)

**Subscribe** to receive auto-emails to you about posts in Target forums, threads (individual conversations) and other topics of interest.

**Sync up** with our [calendar](#).



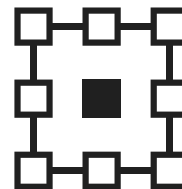
## ALIGN!

**Subscribe** to the [OH2020 Network Spotlight](#) to stay up-to-date on current happenings, events, and information from both inside and outside the OH2020 Network.

**Watch** a [Take 20 With the Network](#) where members share a skill, discipline, or promising practice that can support our individual and collective capacities to improve oral health across the lifespan.

**Submit** a [Request for Communications Support](#) form and include draft materials for review or ideas for new products and strategies for circulation. Materials will be reviewed, refined, and shared on Socious for use among all Network members.

**Browse** target page file libraries and work with your target and state page facilitators to [contribute resources](#).



## ACT!

**Join** a federal policy update call.

**Report** on your advocacy action and efforts

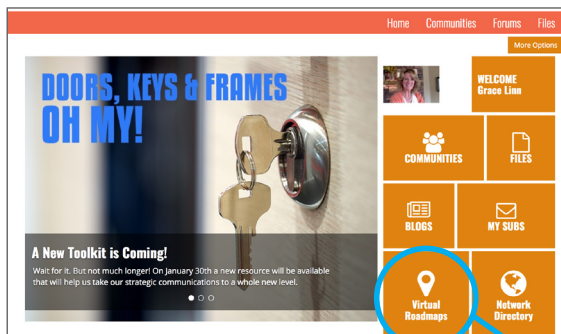
**Submit ideas** for your own **Take 20 with the Network** presentation

**Highlight** your work in the OH2020 **Network Spotlight**

**Volunteer** for a [Network Response Team](#) or [Network Implementation Team](#)



**We are on the road to oral health for all!** The six OH 2020 goals, targets, tactics, and milestones are now online in an interactive, open-sourced roadmap. When you put your project, program, or initiative on the map your work will be seen by others. Anyone can search the map to learn more about what's happening to achieve oral health for all and make connections in a new way. The virtual roadmap is owned by the network and becomes most useful when everyone adds their map marker.



**1.** Go to [www.oralhealth.network](http://www.oralhealth.network) and login to the oral health network's Socius platform then click on **"Virtual Roadmaps."**

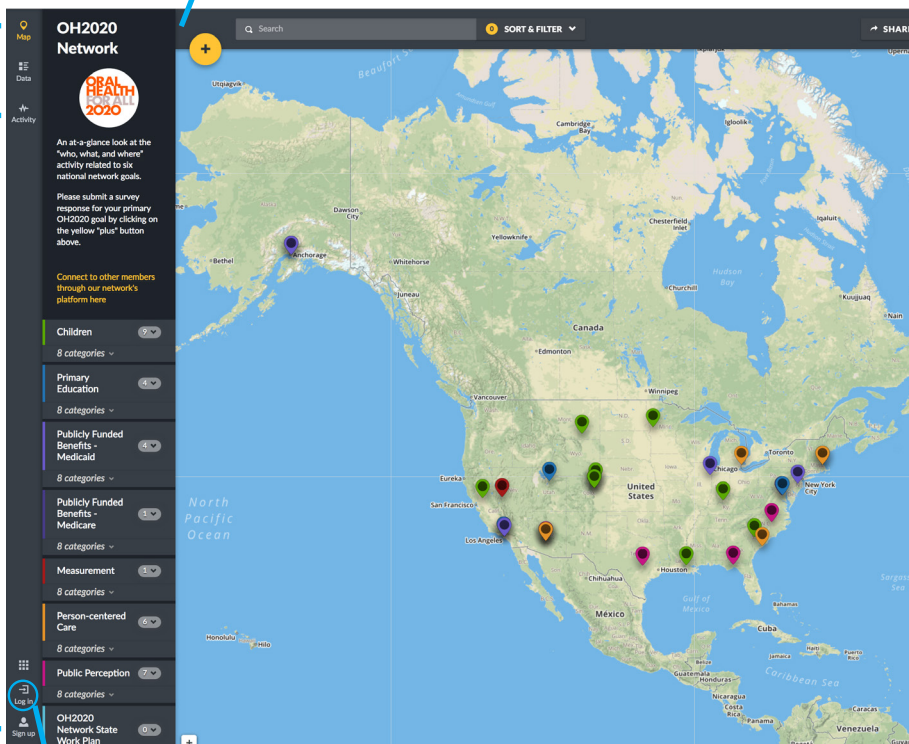
**4.** Click the yellow circle with the "+" sign to add information to the map.  
*Note: You do not need a login to click and add information to the map, but if you don't set up a login, you won't be able to edit your post once it is submitted.*

• Click "Map" to return to this view of the network goals virtual roadmap. The map makers show goal work across the country.\* Color codes:

- CHILDREN
- PRIMARY EDUCATION
- PUBLICLY FUNDED BENEFITS – MEDICAID
- PUBLICLY FUNDED BENEFITS – MEDICARE
- MEASUREMENT
- PERSON-CENTERED CARE
- PUBLIC PERCEPTION
- STATE WORK PLANS

• Click "Data" to see a "timeline" view of information that has been posted on the virtual roadmap.

• Click "Activity" to see map activity over time any by category or goal area.



<https://oh2020-network.usahidi.io/views/map>

**5.** Click on the "survey" you want to complete for the primary goal area in which you are working.

**Submit a survey response**

- Children
- Primary Education
- Publicly Funded Benefits - Medicaid
- Publicly Funded Benefits - Medicare
- Measurement
- Person-centered Care
- Public Perception
- OH2020 Network State Work Plan

**6.** Complete the survey and click the yellow "Submit" button in the top right corner of the screen.

**SUBMIT**

**2.** Click "Sign up" to create a login. Doing this will allow you to edit your post in the future. Enter your name, email address, and a six character password.

**3.** Once you receive confirmation of your login, click "Log in" and enter your email address and password.

\* Regional Oral Health Connection Teams (ROHCT), along with State and Grassroots Representatives in all 50 states connect the national network. They work with network members at a state level to identify priorities, develop shared work plans, and align collective efforts. Connect with your ROHCT and representatives and align with your state work plan.